

The Influence of Green Products and Green Marketing on Consumer Purchase Decisions in Medan Tembung Culinary MSMEs

Carine¹, Afrizal²

Faculty of Business Management, Sekolah Tinggi Ilmu Ekonomi Eka Prasetya^{1,2}
Medan, North Sumatra, 20212, Indonesia
Correspondence Email: inec439@gmail.com, rizal.loebis74@gmail.com

ABSTRACT

This study aims to analyze the influence of green products and green marketing on consumer purchase decisions in culinary MSMEs in Medan Tembung District. The background of the research is based on the low understanding of MSME actors on the importance of implementing environmentally sound strategies in attracting consumers. The research method used a descriptive quantitative approach by distributing questionnaires to 305 respondents through incidental sampling techniques. The data were analyzed using validity, reliability, and multiple linear regression tests with the help of SPSS 25. The results of the study show that green products and green marketing have a positive and significant effect, both partially and simultaneously, on consumer purchase decisions. This emphasizes that the success of culinary MSMEs is not only determined by the quality of taste and price, but also by a commitment to sustainability practices. The practical implication of this study is the need for MSMEs to strengthen green product strategies through the use of local raw materials, environmentally friendly packaging, and emphasizing green marketing with effective communication on social media to increase competitiveness and consumer loyalty.

Keywords: Culinary, Green Product, Green Marketing, MSMEs, Purchase Decision

INTRODUCTION

Global transformation in the modern era has brought a significant shift in the paradigm of production and consumption, where the issue of sustainability and environmental protection is a major concern in the international arena. In an increasingly globalized world, consumers are starting to realize that their choice of products has a real impact on the environment, thus increasing the demand for eco-friendly products. Recent global surveys show that 96.7% of consumers are willing to modify their consumption to reduce environmental impact (Siaran Pers, 2022), and 60% of gen z and millennials are willing to pay more for eco-friendly products (Ridwan, 2025). The global green product market is also projected to grow by 22,39% annually until 2032 (Fortune Business Insights, 2025). These developments indicate that sustainability has become an essential attribute in shaping consumer purchase decisions.

Public awareness of environmental issues is increasing, encouraging consumers to choose environmentally friendly products in purchasing decisions (Siatama et al., 2023). Along with increasing global awareness of environmental issues, the concept of green products emerged as a solution to reduce the negative impact of industry on nature. Products designed with environmentally friendly principles not only prioritize quality and innovation, but also pay attention to aspects of recycling, the use of renewable materials, and the reduction of emissions (Rame & Crisnaningtyas, 2021).

In Indonesia, a similar shift has occurred. According to the Gusmiarti (2024), 70% of Indonesian consumers now consider sustainability aspects before making a purchase, and 54% believe that environmentally friendly packaging affects their buying decisions (Shorr Packaging Corp, 2025). However, Indonesia still generates 7.8 million metrics tons of plastic waste annually, with the food and beverage sector contributing nearly 65% of this amount (Ministry of Environment and Forestry Republic of Indonesia, 2020; Taufik, 2024). The culinary industry therefore holds a strategic role in promoting environmental sustainability through the implementation of green product initiatives.

Micro, Small and Medium Enterprises (MSMEs) are one of the tangible manifestations of entrepreneurial practices. Entrepreneurship has a vital role in the economic development of a country. The emergence of small business units to large businesses began through the entrepreneurial spirit of the community. The development of new businesses through productive activities slowly stimulates output growth and expands transactions of goods and services in a region. In other words, entrepreneurship is the driving force of the economy (Afrizal, 2024). MSMEs have an important role in the global economy, contributing to economic growth, creating jobs and increasing income (Afrizal et al., 2024).

MSMEs play a critical role in Indonesia's economy, contributing 61,9% of national GDP, with culinary MSMEs being among the most dominant sectors (Otoritas Jasa Keuangan, 2025). In urban markets, 90% of consumers prefer culinary businesses using eco-friendly packaging (Shorr Packaging Corp, 2025). However, only 12% of MSMEs in Indonesia consistently implement green product practices (Shofihawa, 2025), indicating a significant gap between consumer expectations and MSME adoption capabilities. This issue is further complicated by resource limitations, higher production costs, and difficulty accessing environmentally friendly materials

Culinary MSMEs in Indonesia are an important part of national economic growth, not only by creating jobs, but also by adopting sustainable innovations such as green products and digital marketing. However, limitations in resources and access to technology are often obstacles for MSMEs to develop green products and green marketing optimally. In the context of Medan City, MSME growth continues to increase from year to year. Medan is one of the fastest-growing culinary MSME hubs in Indonesia (Absah et al., 2023). Yet, culinary MSMEs in Medan still rely on single-use plastic packaging due to cost considerations, even though 65% of consumers prefer businesses that reduce plastic waste (Business Indonesia, 2024). This indicates a strong market opportunity for businesses that implement sustainable practices

Of the number of MSMEs per sub-district in Medan City in 2025, there are 6,997 units in Medan Tembung District with a percentage of 7.75 percent. To provide a clearer picture of the distribution of the number of MSMEs, here are the number of MSMEs based on the business sector in Medan Tembung District.

Table 1. Number of MSMEs in Medan Tembung District (2025)

Yes	Key Sectors	Amount (units)	Percentage (%)
1	Trade MSMEs	2.669	38,15
2	Culinary MSMEs	1.283	18,34
3	Creative Industry MSMEs	1.647	23,54
4	MSME Services	1.398	19,97
Total		6.997	100

Source: Dinas Koperasi dan UMKM, 2025

Table 1.1 above shows that the most common type of business was a trading business which reached 2,669 units (38.15 percent) while culinary 18.34 percent. The research that will be carried out is to research MSMEs engaged in the culinary sector with a total of 1,283 MSMEs in Medan Tembung District, representing a significant proportion of local economic activity.

Medan Tembung District was chosen as the research location because it has 1,283 units that show great potential for representative studies. The high economic activity and culinary diversity typical of the city of Medan provide an opportunity to understand business strategies and local culture. Supported by adequate infrastructure, this region also has the potential to become a pilot in the development of MSME empowerment policies more broadly.

Culinary MSME actors in Medan Tembung understand green products as the application of natural materials and environmentally friendly packaging, although some still equate it with certified organic products and have replaced single-use plastics with paper or banana leaves and utilize organic local raw materials even though they increase production costs. The main obstacle lies in the higher price of eco-friendly packaging and the difficulty of finding organic suppliers, but these measures have succeeded in improving the image of the business, creating unique selling points, and providing differentiation in the market, while green marketing strategies rely on social media as the main channel and display the "eco-friendly" badge on online platforms.

Another critical issue is consumer skepticism about the authenticity of green product claims. Studies show that 39% of Indonesian consumers doubt the truthfulness of environmental claims due to increasing cases of greenwashing (Putro, 2022). This underscores the importance of green marketing, which plays a strategic role in educating consumers, building credibility, and reinforcing the environmental value of products. As 64% of Indonesian MSMEs already use social media for marketing, but fewer than 5% effectively communicate sustainability values (BAPPENAS, 2025; Wibawa et al., 2022), there is a clear need for more effective green communication strategies.

Previous research supports the importance of green products and green marketing in influencing consumer purchasing decisions. A number of consumers still feel confused about the authenticity of the green product claims offered and also do not have awareness in protecting the environment which can unknowingly cause environmental pollution (Panggih & Krisnadi, 2022). Information about long-term benefits such as health impacts, energy savings, and environmental preservation is often unclear, making it difficult for potential buyers to see how the green product is relevant to their needs and lifestyle. Previous research conducted by Panggih & Krisnadi (2022) shows that Green Products have a significant influence on purchasing decisions at Starbucks Coffee Food Sunter North Jakarta. Previous research conducted by Kamboj et al. (2023) It also shows that green products, functional value of quality, social norms, and consumer innovation have a significant influence on consumer purchase decisions.

Consumers often view green products as products that have a premium price, even though the sustainability benefits are not considered significant enough to justify the price increase (Loo, 2021). Green product is a product that is designed and processed in a way to reduce effects that can pollute the environment, both in production, distribution, and consumption (Tri Handayani, 2012). According to Maryati & Khoiri.M (2021), a purchase decision is a decision-making process carried out by consumers to use a good or service that involves a process of consideration such as what product or service to be purchased and its quality, how much, how to buy the goods or services.

Green marketing plays an important role in communicating the advantages of green products to consumers. Green marketing activities are the concept of product marketing strategies by manufacturers aimed at consumers who care about the environment (Yuliana & Pantawis, 2022). Understanding these dynamics is critical for businesses and policymakers to predict consumer behavior and appropriately adjust strategies in green marketing (Gultom et al., 2024). Research conducted by Gede et al. (2025) shows that green marketing, consumption value, and brand image simultaneously have a significant influence on the purchase decision of traditional Balinese fusion foods. Research conducted by Widjaya et al. (2024) shows that green marketing and social influence affect purchasing decisions at Fore Coffee. Research conducted by Nainggolan et al. (2025) It also shows that green marketing, perceived value, and brand image affect consumer purchasing decisions on Kopi Kenangan products in Medan City. Product marketing by prioritizing environmental interests is the best breakthrough in marketing activities, where in this green marketing activity directly has a considerable influence on the sustainability of the environment (Yuliana & Pantawis, 2022).

This study seeks to uncover in depth how green products and green marketing affect consumer purchasing decisions in Medan Tembung Culinary MSMEs have a great opportunity to compete by adopting green products and green marketing as part of their innovations. Product innovation plays a crucial role in a company's success by enabling them to introduce new solutions, break the market, and create value for customers (Afrizal et al., 2023). Through this study, it is hoped that obstacles and opportunities can be identified in the implementation of green products and green marketing, so that recommendations that are applicable to culinary MSMEs can be formulated in increasing product attractiveness and consumer satisfaction in the increasingly sustainability-oriented digital era.

LITERATURE REVIEW

MSMEs

MSMEs are business activities carried out by individuals or individuals, households, or small-scale business entities. Usually, MSME businesses are classified by revenue per year, number of employees, and assets owned (Sudrartono et al., 2022; Afrizal et al., 2024) . MSMEs are business activities carried out by individuals or individuals, households, or small-scale business entities. MSMEs are the most important part of the country in terms of economic growth (Atmojo & Kusumo, 2022). In summary, MSMEs are independently owned and operated businesses characterized by limited scale in employees, capital, and revenue, which primarily serve local or niche markets and contribute significantly to employment, income generation, and economic resilience. MSMEs are a form of productive economic business carried out by individuals or individual business entities that meet the criteria of MSMEs (Widjaja et al., 2020).

Based on Government Regulation No. 7 of 2021, this Government Regulation is a derivative of the Job Creation Law and updates the criteria for MSMEs by taking into account economic dynamics (Indonesia, 2021). The criteria for MSMEs according to this PP are:

1. Micro Enterprises: maximum operating capital of IDR 1 billion and maximum annual turnover of IDR 2 billion
2. Small Businesses: operating capital of IDR 1–5 billion and annual turnover of IDR 2–15 billion
3. Medium Enterprises: operating capital of IDR 5–10 billion and annual turnover of IDR 15–50 billion

Purchase Decision

Purchase decisions are the results taken by consumers in choosing products with various alternatives used (Nurhasanah et al., 2019). Purchasing decisions are consumer behaviors that in every consumption action apply environmentally friendly insights (Yuliana & Pantawis, 2022). According to Maryati & Khoiri.M (2021), a purchase decision is a decision-making process carried out by consumers to use a good or service that involves a process of consideration such as what product or service to be purchased and its quality, how much, how to buy the goods or services. Thus, purchase decision is the concluding step in the buyer's process where an individual or organization selects a specific product or service. According to Puspita & Hendrayati, (2020) Purchase decision indicators are problem introduction, searching information, alternative evaluation, purchase decision making, and post purchase behavior.

Green Product

Green product is a product that is designed and processed in a way that reduces effects that can pollute the environment, both in production, distribution, and consumption (Tri Handayani, 2012; Panggih & Krisnadi, 2022). Green product is a product that is friendly or harmless to the environment, either during the production process or when consuming it (Hanifah et al., 2019). Green products are sustainable products that are produced and sold with attention to the impact on the environment (Rosyada & Dwijayanti, 2023). Overall, green product is an eco-friendly option designed to cut waste and energy use, extend sustainability across its life, and offer a lower-impact substitute for conventional goods. According to Lotfi et al (2018) Green Product indicators are that they have usefulness for the environment, efficiency in energy use, are made from or can be recycled products, and can minimize environmental pollution.

Green Marketing

Green marketing is a phenomenon that has developed importance in the modern market (Hussain et al., 2020). Green marketing is not just about offering environmentally friendly products to consumers but about the production and distribution processes of these products (Mustikasari & Rahmawati, 2023). Green marketing activities are the concept of product marketing strategies by manufacturers aimed at consumers who care about the environment (Yuliana & Pantawis, 2022). Hence, green marketing refers to the strategic communication and business practices that position products, services, or corporate activities as environmentally responsible. According to Amier & Pradana (2022), the indicators of green marketing are environmentally friendly and recyclable, similar product prices, and environmentally friendly and motivating consumer promotions.

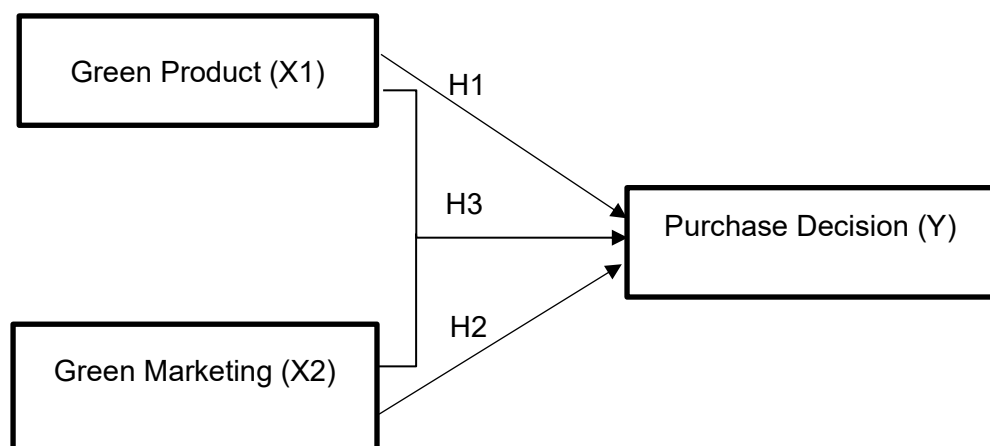


Figure 1. Theoretical Framework

The hypothesis in this study is:

H1: There is an influence Green Product towards Purchase Decision

H2: There is an influence Green Marketing towards Purchase Decision

H3: There is an influence Green Product and Green Marketing towards Purchase Decision

RESEARCH METHOD

This research was conducted on MSMEs Culinary located in Medan Tembung District, Medan City, Indonesia. The research period starts from June 2025 to August 2025. This research using descriptive quantitative methods and this research was carried out by making questionnaire statements and disseminating them to Culinary MSMEs in Medan Tembung District and processing data using SPSS (Statistical Product and Service Solutions) application software with version 25. The population in this study is MSMEs Culinary located in Medan Tembung District. The population in this study is 1,283 Culinary MSMEs in Medan Tembung District in 2025. Using the slovin formula, the total sample was 305 respondents. The sampling technique used is incidental sampling. According to Sugiyono (2022), incidental sampling is a technique for determining samples based on chance, that is, anyone who happens to meet a researcher can be used as a sample, if it is seen that the person who happens to be met is suitable as a data source.

RESULTS

Validity Test

The results of the validity test for the green product variable (X1) showed that each rcount value > rtable 0.3610, so it can be concluded that the 8 questionnaire statement items for the X1 variable were declared valid. For the green marketing variable (X2), it is shown that each rcount value > rtable 0.3610, so it can be concluded that the 6 items of the questionnaire statement for the X2 variable are declared valid. The results of the validity test for variable (Y) of the purchase decision show that each rcount value > rtable 0.3610, so it can be concluded that the 10 items of the questionnaire statement for variable Y are valid.

Reliability Test

Table 2. Realibility test

Variable	Cronbach's Alpha Grades	Conclusion
Green Product	0.874	Reliable
Green Marketing	0.793	Reliable
Purchase Decision	0.798	Reliable

The reliability test table above shows that Cronbach's Alpha values of green product, green marketing, and purchase decisions are all greater than 0.60, so according to the standard, it can be concluded that all of these variables are reliable.

Normality Test

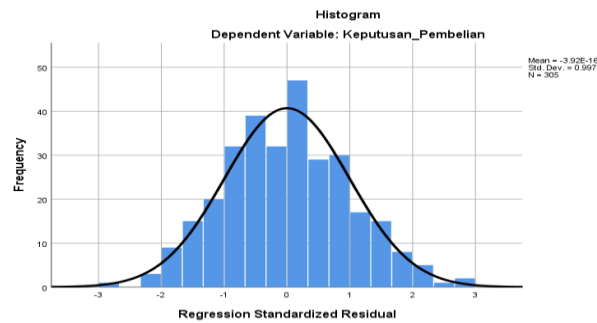


Figure 2. Normality Test Results
 Source: Data processed,2025

The results of the histogram normality test showed that the research data was distributed normally, indicated by the direction of the data line that followed the histogram line in the histogram normality test.

Heteroscedasticity Test

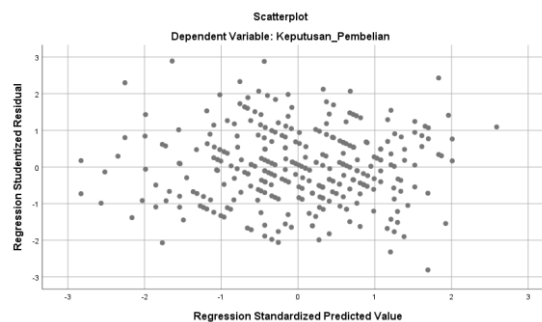


Figure 3. Scatterplot
 Source: Data processed,2025

Based on the scatterplot graph presented, it can be seen that the dots are scattered randomly and do not form a clear pattern and spread both above and below zero on the Y axis. This means that there is no heteroscedasticity in the regression model, so the regression model can be used to predict achievement based on inputs from independent variables.

Multicollinearity Test

Table 3. Multicollinearity Test

Variable	Tolerance	VIVID
Green Product (X1)	.877	1.140
Green Marketing (X2)	.877	1.140

Source of Processed Data 2025

Based on the table above, it can be seen that the correlation values for the Green Product and Green Marketing variables have a tolerance value (0.877) > 0.1 and a VIF value (1.140) < 10 so that it can be concluded that the Green Product and Green Marketing variables do not have multicollinearity.

Multiple Linear Regression Analysis

The following values of the beta coefficient and the correlation coefficient of the independent variable can be seen in the following table:

Table 4. Multiple Linear Regression Test

Coefficient				
Type		Unstandardized Coefficients		Standardized Coefficients
		B	Std. Error	Beta
1	(Constant)	11.556	1.433	
	Green_Product	.444	.047	.410
	Green_Marketing	.585	.058	.443

Source of Processed Data 2025

Purchase Results = 11.556 + 0.444 Green Product + 0.585 Green Marketing + e

Based on this equation, it can be concluded that the constant of 11.556 statistically means that if the Green Product and Green Marketing have a value of 0 then the Purchase Decision remains at 11.556. The regression coefficient of the Green Product variable (X1) of 0.444 shows that every increase in the Green Product variable of 1 unit, then the Purchase Decision will increase by 0.444 units and the coefficient is positive, so it can be concluded that the Green Product has a positive effect on the Purchase Decision. The regression coefficient of the Green Marketing variable (X2) of 0.585 shows that every increase in the Green Marketing variable by 1 unit, the Purchase Decision will increase by 0.585 units and the coefficient is positive so that it can be concluded that Green Marketing has a positive effect on the Purchase Decision.

Partial Hypothesis Test (t-test)

Table 5. Test t

Variable	t	Sig
Green Product	9.357	.000
Green Marketing	10.127	.000

Source of Processed Data 2025

In table 8 above, it can be seen that the Green Product (X1) shows that the tcount value (9.357) > ttable (1.97) with a significant level (0.000) < 0.05 so that it can be concluded that the Green Product has a partial and significant positive influence on the Purchase Decision. Meanwhile, Green Marketing (X2) shows that the value of tcal (10.127) > ttable (1.97) with a significant level (0.000) < 0.05 so that it can be concluded that Green Marketing has a partial and significant positive influence on the Purchase Decision.

Simultaneous Hypothesis Test (F Test)

Table 6. Test F

Type		Sum of Squares	Df	Mean Square	F	Sig.
1	Regression	3331.867	2	1665.934	146.139	.000b
	Residual	3442.703	302	11.400		
	Total	6774.570	304			

Source of Processed Data 2025

In table 9 above, it can be seen that the value of Fcount (146.139) > Ftable (3.00) with a significant level (0.000) < 0.05, so it can be concluded that Green Product and Green Marketing have a simultaneous effect on Purchase Decisions.

Coefficient of Determination

Table 7. Coefficient of Determination

Type	R	R Square	Adjusted R Square	Std. Error of the Estimate
1	.701a	.492	.488	3.376

Source of Processed Data 2025

Based on the table above, it shows that the R Square value obtained is 0.492. The results of this test showed that 49.2% of Purchase Decisions were influenced by Green Product and Green Marketing variables, while the remaining 50.8% were influenced by other variables that were not studied in this study.

DISCUSSION

The Influence of Green Products on Consumer Purchasing Decisions of Medan Tembung Culinary MSMEs

This study recorded a Green Product regression coefficient of 0.444 with a value of $t = 9.357$, which confirms the positive and significant influence of Green Products on consumer purchasing decisions. The results of this study are in line with the research conducted by Stuart & Stuart (2022) where the results show that there is a positive influence of green products on the purchase decision of Starbucks Sunter North Jakarta merchandise. Research conducted by Kamboj et al. (2023) It is also in line with this research where there is an influence of green products and social norms to strengthen consumer purchase intent on organic products, so that culinary MSMEs need to highlight the aspect of recycling and the use of renewable materials in each menu to increase the attractiveness of environmentally friendly products.

The Influence of Green Marketing on Consumer Purchasing Decisions of Medan Tembung Culinary MSMEs

Green Marketing has the strongest influence with a coefficient of 0.585, confirming the importance of green communication in shaping consumer perception and purchasing decisions. The results of this study are in line with the research conducted by Wijaya & Dewi (2025) where the results show that green marketing and green brand image simultaneously improve the purchase of traditional Balinese food purchasing decisions. Study Widjaya et al. (2024) It also shows that green marketing and social influence or brand image contribute to purchase decisions and repurchase intentions.

The Influence of Green Products and Green Marketing on the Purchasing Decisions of Culinary MSME Consumers in Medan Tembung

Simultaneously, Green Product and Green Marketing explain 49.2% variance in consumer purchasing decisions, showing the synergy between product attributes and green communication strategies. The results of this study are in line with the research conducted by Ahmed et al. (2023) where the results show that green products and green marketing together encourage green purchase intention in the United States market.

CONCLUSION

The results of this study show that green products and green marketing have a positive and significant effect, both partially and simultaneously, on consumer purchasing decisions in culinary MSMEs in Medan Tembung District. Partially, green products increase consumer attractiveness through the use of local raw materials, environmentally friendly packaging, and product innovations that support sustainability. Green marketing, on the other hand, has been proven to strengthen business image through environmental education-based promotion and the use of digital media as the main means of communication. Simultaneously, these two factors explain almost half of the variability of purchasing decisions, indicating that the synergy between green product quality and green marketing strategies is an important foundation for the competitiveness of MSMEs. From the aspect of sustainability, this study emphasizes that environmentally friendly practices are not just a momentary trend, but a strategic need in responding to the demands of modern consumers who are increasingly concerned about environmental issues. Practically oriented recommendations for culinary MSMEs in Medan Tembung should focus on operationalizing green product attributes and green marketing strategies to purchase decision. MSMEs also should to be more consistent in implementing green product innovation and utilizing digital communication strategies as a promotional tool as well as consumer education. From the theoretical side, this study strengthens the study of sustainability-oriented consumer behavior and expands understanding of the application of green marketing in the context of local culinary MSMEs. Thus, this research not only provides a practical contribution for business actors, but also becomes an academic reference for the development of sustainable business models in the MSME sector.

REFERENCES

- Absah, Y., Sadalia, I., & Juliaty, T. (2023). Analysis of Business Strategy of MSMEs in Medan City in the New Normal. *General Management*, 24(193), 322–327. <https://doi.org/https://doi.org/10.2991/aebmr.k.220304.032>
- Afrizal. (2024). Konsep entrepreneurship dalam pandangan Islam: Tafsir dengan pendekatan metode tafsir Wahbah Az-Zuhaili. In *UMSU Press*.
- Afrizal, Hildawati, Rfky, & S. & Vandika, A. Y. (2023). The Effect of Artificial Intelligence Adoption, Machine Learning, and AI Ethics on Product Innovation in Start-ups in Bogor. *West Science Social and Humanities Studies*, 2(5), 799–808.
- Afrizal, Yafiz, M., & Marliyah. (2024). Sharia Peer-to-Peer Lending Business Model: Improving Sustainable MSMEs Financing in Indonesia. *Pena Justisia*, 23(3).
- Ahmed, R. R., Streimikiene, D., Qadir, H., & Streimikis, J. (2023). Effect of green marketing mix, green customer value, and attitude on green purchase intention: evidence from the USA. *Environmental Science and Pollution Research*, 30(5), 11473–11495. <https://doi.org/10.1007/s11356-022-22944-7>
- Amier, M., & Pradana, M. (2022). Analisis Bibliometrik tentang Green Marketing: Perkembangan Studi dalam Periode 1999-2022. *SEIKO: Journal of Management & Business*, 4(3), 121–131. <https://doi.org/10.37531/sejaman.v4i3.2412>
- Atmojo, M. E., & Kusumo, M. P. (2022). Pemberdayaan UMKM Melalui Pemanfaatan Teknologi Informasi. *Dinamisia: Jurnal Pengabdian Kepada Masyarakat*, 6(2), 378–385. <https://doi.org/10.31849/dinamisia.v6i2.8214>
- BAPPENAS. (2025). *White Paper: Unveiling the Future of Sustainable Business through Empowering Green MSMEs*.
- Business Indonesia. (2024). *Indonesia's Food Packaging Sector is Primed for Circular Economy Applications*. Business-Indonesia.Org. <https://business-indonesia.org/news/indonesia-s-food-packaging-sector-is-primed-for-circular-economy-applications>
- Fortune Business Insights. (2025). *Green Technology and Sustainability Market Size, Share & Industry Analysis, By Component (Solutions & Services), By Deployment*

- (Cloud & On Premise), By Enterprise Type (Large Enterprise and SMEs), By Implemented Technology (Internet of Things, AI & Analyt. Fortunebusinessinsights.Com. <https://www.fortunebusinessinsights.com/green-technology-and-sustainability-market-102221>
- Gultom, P., Rezeki, S., Januarty, W., & Sutantio, A. (2024). The influence of product knowledge and customer relationship marketing on interest customer buy at PT. RHB Sekuritas Indonesia Medan. *Jurnal Mantik*, 8(1), 860–871. <https://doi.org/10.35335/mantik.v8i1.5246>
- Gusmiarti, I. (2024). *Tren Pembelian Produk Ramah Lingkungan Meningkat Secara Global*. GoodStats. <https://data.goodstats.id/statistic/tren-pembelian-produk-ramah-lingkungan-meningkat-secara-global-PjETy>
- Hanifah, H. N., Hidayati, N., & Mutiarni, R. (2019). Pengaruh Produk Ramah Lingkungan/Green Product Dan Harga Terhadap Keputusan Pembelian Produk Tupperware. *JMD: Jurnal Riset Manajemen & Bisnis Dewantara*, 2(1), 37–44. <https://doi.org/10.26533/jmd.v2i1.345>
- Hussain, S. A., Haq, M. A. U., & Soomro, Y. A. (2020). Factors Influencing Consumers' Green Purchase Behavior: Green Advertising as Moderator. *Marketing and Management of Innovations*, 6718(4), 144–153. <https://doi.org/10.21272/mmi.2020.4-11>
- Indonesia, P. R. (2021). *Peraturan Pemerintah Republik Indonesia Nomor 7 Tahun 2021 tentang Kemudahan, Pelindungan, dan Pemberdayaan Koperasi dan UMKM*. Lembaran Negara RI Tahun 2021 Nomor 13; Tambahan LN No. 6571.
- Kamboj, S., Matharu, M., & Gupta, M. (2023). Examining consumer purchase intention towards organic food: An empirical study. *Cleaner and Responsible Consumption*, 9(April), 100121. <https://doi.org/10.1016/j.clrc.2023.100121>
- Loo, P. (2021). *Pengaruh Customer Bounding dan Harga terhadap Loyalitas Pelanggan CV . Sekawan Jaya Dalam Membeli*. 329–335.
- Lotfi, M., Yousefi, A., & Jafari, S. (2018). The effect of emerging green market on green entrepreneurship and sustainable development in knowledge-based companies. *Sustainability (Switzerland)*, 10(7). <https://doi.org/10.3390/su10072308>
- Maryati, & Khoiri, M. (2022). Pengaruh Kualitas Produk, Kualitas Pelayanan dan Promosi Terhadap Keputusan Pembelian Toko Online Time Universe Studio. *E-QIEN: Jurnal Ekonomi Dan Bisnis*, 11(1), 542–550.
- Ministry of Environment and Forestry Republic of Indonesia. (2020). *National Plastic Waste Reduction Strategic Actions for Indonesia*. <https://wedocs.unep.org/bitstream/handle/20.500.11822/32898/NPWRSI.pdf?sequence=1&isAllowed=y>
- Mustikasari, R. P., & Rahmawati, D. H. (2023). The Effect of Green Marketing on Brand Purchase Intention & Green Consumerism. *Jurnal Spektrum Komunikasi (JSK)*, 11(1), 107–119. <https://doi.org/10.46799/jst.v4i12.881>
- Nainggolan, E., Anggoro, M., & Januarty, W. (2025). *ANALYSIS OF THE APPLICATION OF GREEN MARKETING , PERCEIVED VALUE AND BRAND IMAGE ON PURCHASING DECISIONS KOPI KENANGAN PRODUCTS*. 4307(May), 1359–1365.
- Nurhasanah, S., Ramdan, A. M., & Komariah, kokom. (2019). ANALYSIS OF REFERENCE GROUPS AND PRODUCT ATTRIBUTES ON THE PURCHASING DECISION OF EIGER BAG CONSUMERS IN EIGER STORE SUKABUMI CITY. *Duke Law Journal*, 1(1), 315–321.
- Otoritas Jasa Keuangan. (2025). *UMKM Mendunia: Strategi Peningkatan Skala Bisnis Menembus Pasar Nasional dan Internasional*. Institute.Ojk.Go.Id. <https://institute.ojk.go.id/ojk-institute/id/capacitybuilding/upcoming/4941/umkm-mendunia-strategi-peningkatan-skala-bisnis-menembus-pasar-nasional-dan-internasional>
- Panggi, S., & Krisnadi, A. R. (2022). Pengaruh Ketersediaan Green Product Terhadap

- Keputusan Pembelian Produk Merchandise Di Starbucks Food Centrum Sunter Jakarta Utara. *Bogor Hospitality Journal*, 5(2). <https://doi.org/10.55882/bhj.v5i2.25>
- Puspita, G. ., & Hendrayati, H. (2020). *Food Blogger Review on Instagram as an Alternative for Helping Consumer Purchase Decision*. 117(Gcbme 2018), 16–20. <https://doi.org/10.2991/aebmr.k.200131.005>
- Putro, A. W. (2022). *Sustainability in Indonesia 2022*. <https://www.studocu.com/row/document/arab-academy-for-science-technology-maritime-transport/strategic-management/sustainability-trends-in-indonesia-consumer-insights-challenges-2022/131710862>
- Rame, & Crisnaningtyas, F. (2021). *EVALUASI OPTIMALISASI DAUR ULANG LIMBAH INDUSTRI BASIS*.
- Ridwan, A. (2025). *Banyak Gen Z dan Milenial Mau Bayar Lebih untuk Produk Ramah Lingkungan*. Databoks. <https://databoks.katadata.co.id/demografi/statistik/682c47b546cff/banyak-gen-z-dan-milenial-mau-bayar-lebih-untuk-produk-ramah-lingkungan>
- Rosyada, F. A., & Dwijayanti, R. (2023). PENGARUH GREEN MARKETING DAN GREEN PRODUCT TERHADAP KEPUTUSAN PEMBELIAN PRODUK SUKIN. *Business Management Research*, 2(2), 103–111. <https://doi.org/10.26905/bismar.v2i2.10025>
- Shofihawa. (2025). *FEB UGM Research: 87% of MSMEs Have Not Adopted Green Business Practices*. Feb.Ugm.Ac.Id. <https://feb.ugm.ac.id/en/news/16278-feb-ugm-research-87-of-msmes-have-not-adopted-green-business-practices>
- Shorr Packaging Corp. (2025). *The 2025 Sustainable Packaging Consumer Report*. Shorr.Com. <https://www.shorr.com/resources/blog/sustainable-packaging-consumer-report/>
- Siaran Pers. (2022). *96,7% Millennial dan Gen Z Indonesia Pilih Produk Ramah Lingkungan*. Tirto.Id. <https://tirto.id/967-millennial-dan-gen-z-indonesia-pilih-produk-ramah-lingkungan-gwrD>
- Siatama, A., Sinaga, H. D. E., & Akbar, M. A. (2023). Pengaruh Harga, Promosi dan Marketplace Terhadap Keputusan Pembelian PT Calispo Multi Utama Medan. *Journal of Science and Social Research*, 6(2), 381–387. <https://doi.org/https://doi.org/10.54314/jssr.v6i2.1347>
- Sudartono, T., Nugroho, H., Irwanto, Agustini, I. G. A. A., Yudawisastra, H. G., Maknunah, L. U., Amaria, H., Witi, F. L., & Nuryanti, A. S. (2022). *KEWIRAUSAHAAN UMKM DI ERA DIGITAL* (D. E. Putri & E. P. Sari (eds.); 1st ed.). WIDINA BHAKTI PERSADA BANDUNG (Grup.
- Sugiyono. (2022). *Metode Penelitian Kuantitatif, Kualitatif, dan R&D*. CV. Alfabeta.
- Taufik, M. I. (2024). *Indonesia: A Paradise Drowning in Plastic*. Kualitasertifikasi.Com. <https://www.kualitasertifikasi.com/indonesia-a-paradise-drowning-in-plastic>
- Tri Handayani, N. (2012). Pengaruh Atribut Produk Terhadap Loyalitas Pelanggan Green Product Sepeda Motor Honda Injection. *Management Analysis Journal*, 1(2), 120–128.
- Wibawa, B. M., Baihaqi, I., Nareswari, N., & Mardhotillah, R. R. (2022). Utilization of Social Media and Its Impact on Marketing Performance: A Case Study of SMEs in Indonesia. *International Journal of Business and Society*, 23(1), 19–34. <https://doi.org/https://doi.org/10.33736/ijbs.4596.2022>
- Widjaja, Y. R., Alamsyah, D. P., Rohaeni, H., & Sukajie, B. (2020). Peranan Kompetensi SDM UMKM Dalam Meningkatkan Kinerja UMKM Desa Cilayung Kecamatan Jatinangor, Sumedang Yani. *Jurnal Pengabdian Kepada Masyarakat*, 1(3), 465–476.
- Widjaya, S. L., Prathivi, M. D. G., & Juniarto, A. (2024). The Role of Green Marketing Communication and Social. *Open Journal System*, 18(1978), 2893–2900.
- Wijaya, I. P. G. D., & Dewi, I. C. (2025). *Pengaruh Green Marketing , Consumption Value , dan Brand Image Terhadap Repurchase Intention Traditional Fusion Food*

Khas Bali Pada Restaurant di Provinsi Bali. 5, 3975–3994.
Yuliana, R., & Pantawis, S. (2022). Edunomika – Vol. 06, No. 01 (2022). *Edunomika*, 06(01), 465–474.